



319-723-4221

www.nicholsag.com



563-263-2373

www.muscatineag.com



319-726-3891

www.otoolecorp.com

Newsletter Spring 2017

DO YOU WANT TO TRY A FUNGICIDE BUT DON'T WANT TO TAKE THE RISK?

FMC has a terrific way to try it. They will guarantee their product and they will do it with no money down and zero percent financing until December through John Deere Financing.

FMC details :

If a Preemptor SC fungicide and HERO Insecticide application is made according to the recommendations above and does NOT result in a minimum three bushels per acre yield increase over an untreated check*, FMC will return the difference between the bushel yield in treated acres and untreated check, up to three bushels, at the October 2, 2017, Chicago Board of Trade closing price per bushel not to exceed purchase price of Preemptor SC fungicide and HERO Insecticide combination.

Contact us to answer any of your questions or for more details!

CONTACT US FOR YOUR SMALL SEED NEEDS!
We would like to be your small seed supplier for CRP seed mixes, waterway seed, pasture mixes, oats, grasses, legumes, and lawn seed. Contact your local office for all your small seed recommendations.



HALF A MILLION BUSHEL EXPANSION!

Nichols Ag has is making a major investment in our community. We have broken ground a half a million bushel grain expansion and will be available this fall. It will relieve stress of fall with the convenience of a state of the art grain facility. You can either book your storage today or inquire about our accumulator grain contracts which can get you over 4 dollars for corn today. Accumulator contracts are great ways to jump start your marketing program for 2017. They are available Nichols Agriservice and Muscatine Ag.

**REMEMBER WE CAN TREAT ALL YOUR
SOYBEANS EVEN IF YOU DID NOT BUY
THROUGH US!**



MERCHANTS PLUS (ACCUMULATOR CONTRACTS)

- Allows a farmer to commit bushels (through their grain buyer) to be priced by INTL FC Stone professionals
- Takes the guesswork and emotion out of pricing a portion of your grain
- Offers an alternative to the spot market
- Producer can enter into conservative or aggressive strategies
- Gives the farmer a view of pricing strategies done by the pros
- No additional paperwork or margin required to get exposure to options and OTC markets
- Pricing committee has decades of experience trading
- Futures, Options and OTC Structures
- Fee for corn is 10¢ per bushel
- Fee for soybeans is 15¢ per bushel
- No upfront cost – fees taken out of final futures pricing
- Bi-Weekly communication – producer receives corn and bean update, and Merchant's Plus pricing details with daily position mark updates.


Contact Nichols Ag or Muscatine Ag for more information!

CONTACT YOUR LOCAL OFFICE TO SIGN UP FOR THE 2016 YIELD COMPETITION!!!

Don't miss your opportunity to be our next **\$1,000 winner!**

THANK YOU FOR THE OUTSTANDING ATTENDANCE AT OUR ANNUAL MEETING!

We appreciate the record breaking attendance at this year's meeting! We try very hard to pick interesting industry experts to speak at these meetings. Sometimes we do better than others. Unfortunately we did not get the original presenter we booked and instead Richard Woolley filled in. We don't feel Richard was as dynamic as the original speaker we heard from Weather Trends International, Inc. We apologize if the presentation fell short of your expectations and will work hard to search out a dynamic speaker for our 2018 program.



Why buy Talc from other suppliers when we can apply it directly for you?

We have Changing Times talc/graphite applicators. This allows us to custom treat any seed with talc and graphite for this planting season. We also carry 80%-20% talc graphite blends in a 10 pound jug or a 20 pound pail at each facility.

Please talk to your local seed rep about your custom treated seed needs or stop in at the location nearest you to pick some up.

Plant by Soil Temperatures and Conditions
and not by Calendar Date

Planting early can contribute to maximizing yield potential; however planting into wet and cold field conditions may lead to poor emergence and less than ideal final plant populations. When planting corn and soybeans, farmers should focus on examining existing field conditions, soil temperature and moisture, with less emphasis on calendar dates.

Corn

The optimum time for planting corn in Iowa falls between April 20th and May 5th and the optimum planting depth for corn is 2 inches generally speaking. Planting less than 1.25 inches deep can result in poor crown development, rootless corn or root lodging. Soil moisture conditions are usually suitable for field work if soil from the top 3 to 4 inches breaks apart between your fingers instead of forming a ribbon or ball. Excessive soil moisture at planting should be avoided as sidewall compaction in the seed furrow may develop from the disk openers slicing wet soils.


Soybeans

The optimum time for planting soybeans in Iowa is the last week of April through the first week of May, later planting should be considered if soil temperature is below 55 degrees. Soybean seed should be plated at 1 to 1.5 inches deep and no deeper than 2 inches. Planting too deep can inhibit

emergence in stressful situations, such as soil crusting and compaction.

Long Range Forecast predictions by
Weathertrends 360 (see Page 4 for
calendars)

- April 2017- Cooler and wetter weather across the central and eastern Corn Belt will prevent early planting across the region.
- May 2017- Planting may be interrupted by wetter weather across the central and eastern Corn Belt as wetter trends prevail.
- June 2017- With temperatures still running above normal in the Corn Belt and precipitation running below normal, there will be risk for corn crops across the Corn Belt. Summer-time heat and drier than normal conditions will allow pests to be more prolific.
- July 2017- Hotter weather in the central and western Corn Belt could put stress on corn crops.
- August 2017- Hotter weather in parts of the central and western Corn Belt could cause heat stress on corn crops, although as we move later into August, temperatures become less of an issue for this particular crop. Drier weather across a large portion of the Corn Belt will also be a headwind for corn crops. Hotter and drier weather will also be an issue for the soybean crop.



MONTHLY SUMMARY:

Average Temperature
62.1°F

Temperature Difference Vs LY
+0.2°F

Temperature Difference Vs Avg
-0.1°F

Heating Degree Days (vs Last Year)
+118 (-52)

Cooling Degree Days (vs Last Year)
+28 (-43)

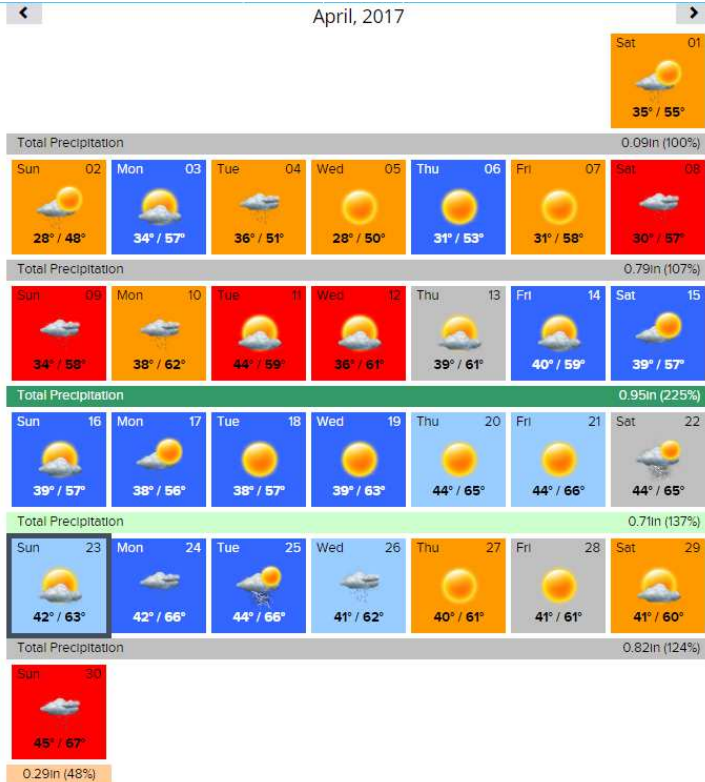
Growing Degree Days (vs Last Year)
+375 (+4.0)

Total Precipitation
4.58in

Precipitation Difference Vs LY
+1.21in

Precipitation Difference Vs Avg
+0.21in

Total Snowfall (vs Last Year)
0.0in (0.0in)



MONTHLY SUMMARY:

Average Temperature
48.7°F

Temperature Difference Vs LY
-2.2°F

Temperature Difference Vs Avg
-2.9°F

Heating Degree Days (vs Last Year)
+487 (+57)

Cooling Degree Days (vs Last Year)
0 (-7.0)

Growing Degree Days (vs Last Year)
+37 (-104)

Total Precipitation
3.65in

Precipitation Difference Vs LY
+0.91in

Precipitation Difference Vs Avg
+0.13in

Total Snowfall (vs Last Year)
0.0in (N/A)